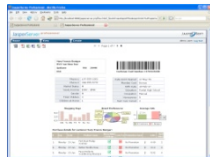


JasperReports™ | Reporting for Applications and End Users

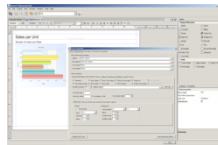
JasperReports is a comprehensive report development environment comprising of the world's most popular open source Java reporting library and visual designer (iReport). Easily embed the reporting library into any Java application to deliver sophisticated print or web reporting. Design any report style or layout with a powerful graphical report designer in iReport.



Production Reporting



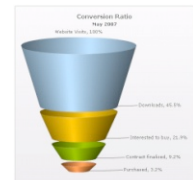
Operational & Embedded Reporting



Visual Chart Editor



Hundreds of Flash Maps



Advanced Charts

MAKE FASTER, BETTER BUSINESS DECISIONS WITH JASPER

- Flexible report layout and output options
- Support for multiple data sources from RDBMS to
- Robust charting with advanced animated Flash charts
- Geo-visualization support with Mapping
- Drill down analysis with sub-reports and hyperlinks
- Support for custom expressions and variables
- Powerful graphical report designer with iReport
- Standards based with Java and XML
- Seamlessly embeddable in packaged and homegrown business applications
- Internationalized, localized, and multi-lingual for global deployments
- Rich built-in charting integrated flash based visualization engines

TECHNOLOGY HIGHLIGHTS AND BENEFITS

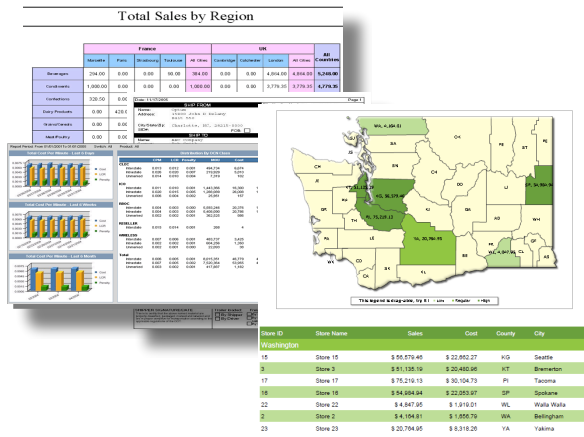
Java & XML based	100% Java simplifies embedding, open XML report format
Flexible report outputs	PDF, HTML, XLS, CSV, RTF (Word), TXT or XML files
JDBC data source support	(RDBMS), JavaBeans (EJB, Hibernate), Java objects (POJO), XML, custom data source providers
Flash Chart Support	Animated with drill down support in a flash format
Built-in Virtualization	Control and configure disk storage & memory resources

AWARDS



JasperReports™

JasperReports is a comprehensive report development environment comprising of the world's most popular open source Java reporting library and visual designer (iReport). You can easily embed the reporting library into any Java application to deliver sophisticated print or web reporting. You can also use it to create output to files for further processing in applications like Excel or web applications. For users with more sophisticated report management requirements, reports designed for JasperReports can be easily imported into the JasperServer interactive report server.



Flexible Report Layout

Reports are built from a number of independently defined and formatted sections: Title, Page Header, Column Header, Group Header, Detail, Group Footer, Column Footer, Page Footer, and Summary. A report can contain any number of nested groups. On each group break, JasperReports inserts a Group Footer and the Group Header for the next group automatically, enabling multiple levels of sub-totals.

Sections can contain layout elements like lines, rectangles, images, and static or dynamic text fields, as well as source data and computed data. All report elements can be precisely positioned and sized, allowing for pixel-perfect printed and web-based report layouts. Both single- and multiple-column reports are available. Data can be presented in flexible free-form, tabular, crosstab (matrix), or chart formats.

JasperReports easily handles the most complex report requirements through its support for subreports. Any report can be used as a subreport within another report, and any number of sub-reports can be nested inside a report. Sub-reports can in turn contain other sub-reports down to any level of nesting desired, enabling arbitrarily complex report layouts.

Flexible Output Options

JasperReports delivers operational information to wherever you need it: onto the screen, onto the printer, and to other applications. Output formats include PDF, HTML, XLS, CSV, RTF (Word), TXT or XML files.

Comprehensive Charting

Many users prefer easy to understand graphical displays. JasperReports supports an extensive array of chart types through its built-in comprehensive charting capabilities. In addition, external and Flash based charting and graphics libraries can be used with JasperReports.

Drill Down Analysis

Reports can contain hyperlinks, enabling you to create OLAP-style drill-down reports. These allow users to see a high level view of the data and drill-through to areas of interest. This feature can also be used to create a clickable table of contents for fast and easy access to report sections.

Custom Calculation and Variables

JasperReports provides a comprehensive set of built-in variables and calculations, which can be extended with custom expressions.

Expressions provide the report developer with a way to perform calculations, create or compute groupings, generate report text, or to further customize the appearance of objects. Expressions can reference report parameters, report fields and report variables. They can be implemented in either Java or Groovy (an open-source Java-like scripting language).

Internationalization

JasperReports fully leverages the support for internationalization provided by the Java platform, including locales. It supports all world languages via Unicode (UTF-8), and also supports other native encodings, such as ISO-8859-1 (Latin 1) for Western European languages. It also supports internationalization via resource files. As a result, a given report may be displayed in different languages and formatted for different locales.

Popular, Powerful, Professional

JasperReports has been downloaded over 10 million times since 2001. Because it is sponsored by Jaspersoft, with JasperReports you get the best of both worlds: contributions from a large and active open source community, and commercial support, professional services and training from Jaspersoft. JasperReports is available in Professional, Developer, and Community editions.



Powerful Reporting

JasperReports enables you to create almost any kind of report imaginable including dashboards, tables, crosstabs, operational pixel-perfect print-ready layouts, and interactive web reports.

Unlimited Report Size

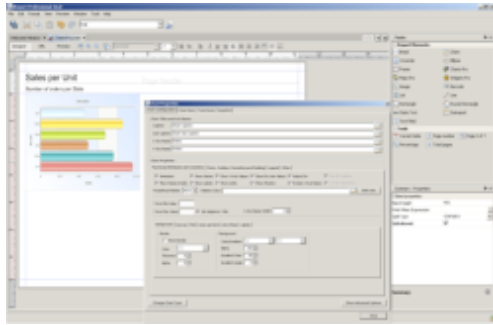
The size of a generated report is limited only by the amount of available disk space, enabling you to report on very large data sets.

Graphical Report Designer

Jaspersoft sponsors the most popular open source report designer, iReport, which provides a powerful graphical interface for designing reports.

The JasperReports Professional and Developer editions include iReport.

iReport enables you to create almost any kind of report imaginable. Reports are built from a number of independently defined and formatted sections.



Seamlessly Embeddable

As a Java library, JasperReports can be seamlessly embedded into other applications. It literally can become part of the hosting application. As well as the wide range of report output formats, JasperReports provides an embeddable Java Swing viewer for viewing report output and the report design.

Users looking for pre-built report server capabilities such as report management, scheduling, and report filtering controls should consider the JasperServer product, which builds on JasperReports to provide a comprehensive stand-alone and embeddable report server.

End users can design, configure, and deploy their own interactive BI dashboards in minutes.

Modern & Mature Technology

JasperReports development started in 2001 as an open source project in response to real-world enterprise reporting requirements. The rapid growth in popularity of the project led to the growth of a vibrant community around the project, with many contributions and active discussion forums.

JasperReports is based on contemporary web standards: Java and XML. JasperReports report definitions are materialized in an open XML format called JRXML.

Data used to populate a report may be supplied either as input parameters from a parent application, or from a data source defined within JasperReports. JasperReports includes JDBC-wrapped data providers for Relational Databases (RDBMS), JavaBeans (EJB, Hibernate), plain old Java objects (POJO), and XML data sources. Also, custom data source providers can be easily added. A single report may use data from multiple data sources, which may be of different types.

Minimum Requirements

JasperReports has few external dependencies. All that is required is:

- Java JDK 1.4 or higher
- JDBC 2.0 driver (if RDBMS used)

The Open Source edition provides basic functionality for open source developers and technology enthusiasts who want to add reporting and analytics to their existing applications and operational processes. It is distributed under the LGPL open source license.

The Professional and Developer editions build on the Open Source edition and provide fully certified platform support, technical support, commercial licensing, indemnification, and a managed release cycle with professional quality assurance.

A Better Way to Create Software

Through its sponsorship of Open Source Business Intelligence projects such as JasperReports, iReport, JasperServer, JasperAnalysis, and JasperETL, Jaspersoft is enhancing the open source offerings available to the world, and providing extremely low cost of entry for organizations wishing to deploy or integrate business intelligence solutions.

By providing commercial support, we also offer customers and partners the comfort of technical support, commercial licensing, indemnity, and the project acceleration that comes from expert training and consulting services.

Subscription Services

Jaspersoft offers annual subscriptions for Jaspersoft Business Intelligence suite products, including JasperReports. Subscriptions include high value items such as:

- Commercial platform support
- Advanced features
- Technical Support up to 7x24
- Indemnification
- Training
- Commercial License grant
- Advanced product documentation
- Jaspersoft newsletters
- Access to the Customer Portal

Commercial Licensing

Jaspersoft BI Suite products are offered as open source

software under the GNU Public License (GPL). If you are not distributing Jaspersoft products in a commercial product, you may freely install and use them, or modify them to suit your needs. For embedding in commercial products for distribution or on-demand software as a service (SaaS), and for customers who prefer the reassurance, commercial licensing is available from Jaspersoft. The commercial license is part of the subscription service offering described above.

Editions & Licensing

Jaspersoft products are available as Professional editions with access to modifiable source code, and as open source Community projects.

Community Projects

The Jaspersoft Community projects provide BI functionality for open source developers and technology enthusiasts who want to add reporting and analytics to their applications and operational processes.

Community software is distributed by Jaspersoft “as-is” and can be modified and redistributed under the terms of GNU GPL open source license.

Professional Edition Products

The Professional Edition products build on the Community Projects and provide valuable benefits including:

- Subscription to Advanced Flash Based charting, maps, and widgets
- Upgraded iReport and JasperReports Professional edition
- Professional technical support up to 24x7 (not included with Developer Edition)
- Commercial license that includes legal indemnification and product warranties
- Professionally managed release cycle
- Certified platform support for a wide range of popular application servers and operating systems
- Plus other benefits

The Professional Edition is available in a variety of packages from our low-cost Developer edition to professionally supported Standard or Premium subscriptions.

OEM Licensing

The Professional Edition is also available under an OEM

Contact Jaspersoft Today

For information about Jaspersoft partnerships, OEM licensing, products, support, or services offerings:

<p>Jaspersoft Headquarters: 539 Bryant Street, Suite 100 San Francisco, CA 94107, USA phone: +1 888.399.2199 or +1 415.348.2380 Email: sales@jaspersoft.com</p>	<p>Jaspersoft Europe, Middle-East, Africa: 4 St. Catherines Lane Dublin 8, Ireland Phone: +353 1 443 4700 Email: sales-emea@jaspersoft.com</p>	<p>Jaspersoft Asia Pacific, Japan, Australia/NZ: 36th Floor, CRC Tower, All Seasons Place 87/2 Wireless Rd., Lumpini, Phatumwan Bangkok 10330 Thailand Phone: +66 2 625-3165 Email: sales-apac@jaspersoft.com</p>
--	---	---

license. With an OEM license, you get the same product, support, and business benefits, plus the rights to embed or redistribute Jaspersoft in commercially distributed or on-demand software-as-a-service (SaaS) applications.

Obtaining Jaspersoft Software

Community Edition software is downloadable from jasperforge.org.

Professional Edition software is available through annual and multi-year subscriptions. For a **free evaluation copy** or for more information, email sales@jaspersoft.com or visit our website at jaspersoft.com/download.

Services and Support

Jaspersoft offers expert training, professional services, and among the industry’s **highest-rated technical support** (based on independent BI industry analyst firm survey).

Technical Support

Jaspersoft’s expert Technical Support offers guaranteed response times, so all customers are assured that a support engineer is available to assist when needed. Per-incident support packages and annual product subscriptions are available to deliver reliable and high quality support.

Training

Jaspersoft offers self-paced web-based training classes, and conducts regular instructor-led training classes. These classes were developed by the architects of Jaspersoft’s products. Training can be delivered online or at your location using your own data. The classes are practical, with hands-on examples, to enable attendees to be productive with Jaspersoft immediately.

Professional Services

Jaspersoft offers custom and pre-packaged Professional Services to help you with needs analysis, installation, customization, upgrades and migration, report development, integration, and implementation. Jaspersoft Professional Services can help your organization reduce ramp-up time, and accelerate project completion.